




www.naturino.com



Easter

Easter is a time for egg hunts and chocolate and a time to think about life. Let's have fun with the Naturino ebook: celebrate Easter with our games that are so much fun and help you learn.



Contents

- Easter around the world: how Easter is celebrated in other Countries
- Join the dots from 1 to 32, what do you see?
- Tutorial: Basket for your egg hunt
- Drawings to colour in: bunnies at work
- Easy chocolate recipes to make with your children
- Dominoes
- Printable chicks and bunnies
- Easter stickers
- Egg hunt
- Pre graphism Easter exercises
- Theme maps

Authors and contacts

Authors

Raffaella Maria Bazzanini, Laura Siri,
Mammafelice crew

Photos

Depositphotos

Follow Naturino

www.naturino.com



Easter around the world: how Easter is celebrated in other Countries

In addition to religious celebrations, **Easter in Italy** is represented by the Colomba, a typical Italian cake which is the symbol of peace. The Columba indeed dates back to the times of the Longobards.

In Finland, children parade through the streets dressed up as witches and wizards, to “scare” away the forest spirits. They knock on doors and give away Easter letters in exchange of sweets and candies, while Easter lunch is a typical cheese-based dish.

In Sweden, the branches of white poplars are blessed on Easter Sunday. Traditionally, children paint boiled eggs in bright colours and patterns then eat them. Eggs are also used in an egg rolling game where eggs are rolled down hills trying to keep them whole.

In Germany and Switzerland children believe that an Easter Bunny hides chocolate eggs in the middle of the meadows, and so on Easter Sunday they all go on egg hunts. In the rural areas of Germany, people light bonfires at dusk to symbolize the beginning of spring and the end of Winter.

In Denmark houses are decorated with hand-painted eggs. By tradition everything must be yellow: the table settings, the eggs and the flowers on the sideboard. On Easter Sunday, the whole family gets together to enjoy a cold buffet, and children get chocolate bunnies.



Israel celebrates both the Christian Easter and the Jewish Passover, that celebrates the exodus of the Hebrews in Egypt and lasts seven days.

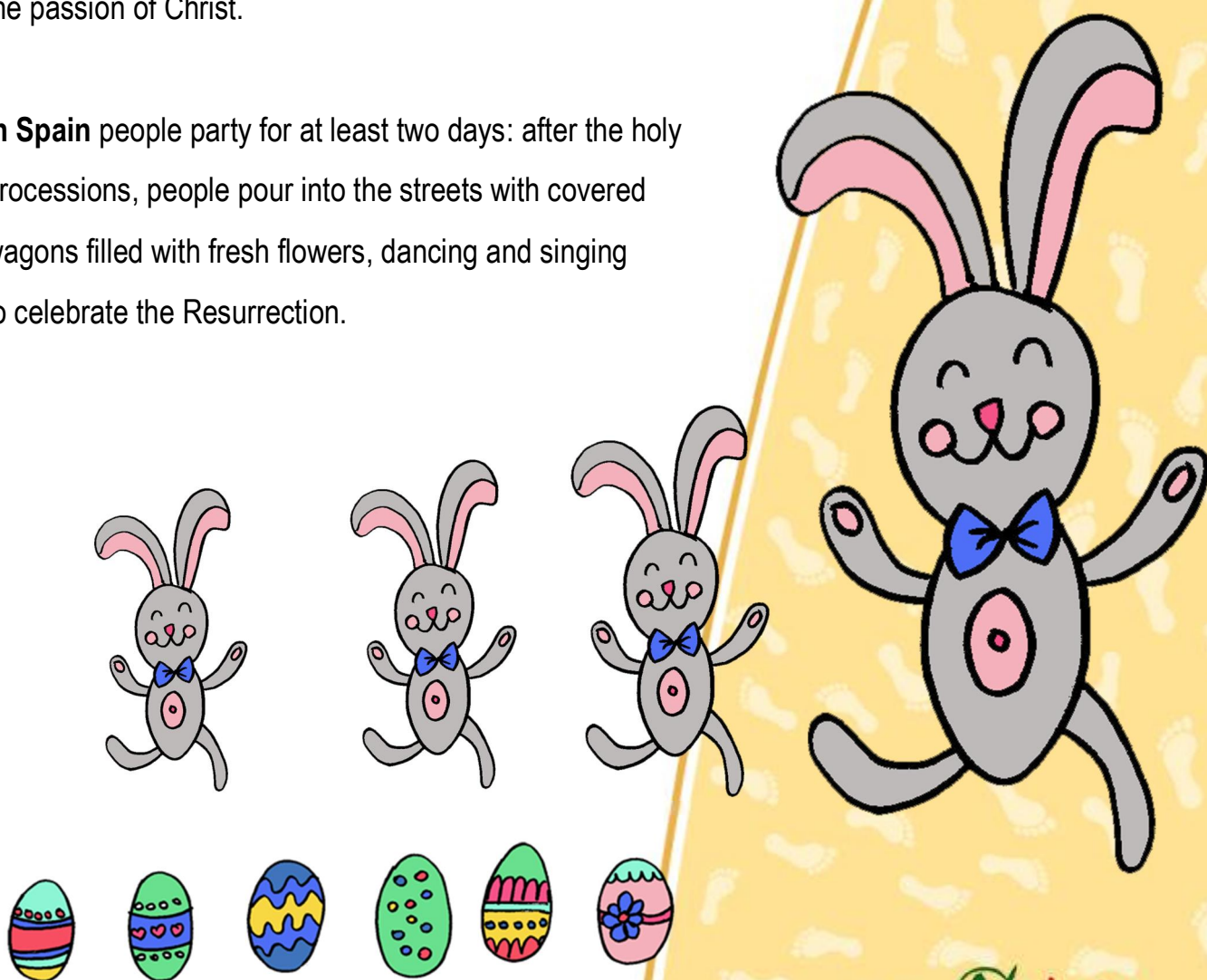
In Russia at Easter people commemorate the dead: families organize a sort of picnic near the tombs of their family members, and in the evening meet for dinner to remember them.

In Greece people get together in churches, where they light holy candles in the dark that they then take home.

In England Easter is dedicated to helping the poor: by tradition people make donations for the poor and people who are alone.

They eat typical Easter cakes called hot-cross buns: these are buns filled with cinnamon and raisins with a cross on top that symbolises the passion of Christ.

In Spain people party for at least two days: after the holy processions, people pour into the streets with covered wagons filled with fresh flowers, dancing and singing to celebrate the Resurrection.




In France, Easter Sunday is welcomed by the tolling of holy church bells. According to tradition, the 'bells' scatter eggs and toys in gardens, and children run out to find these hidden treasures at noon.

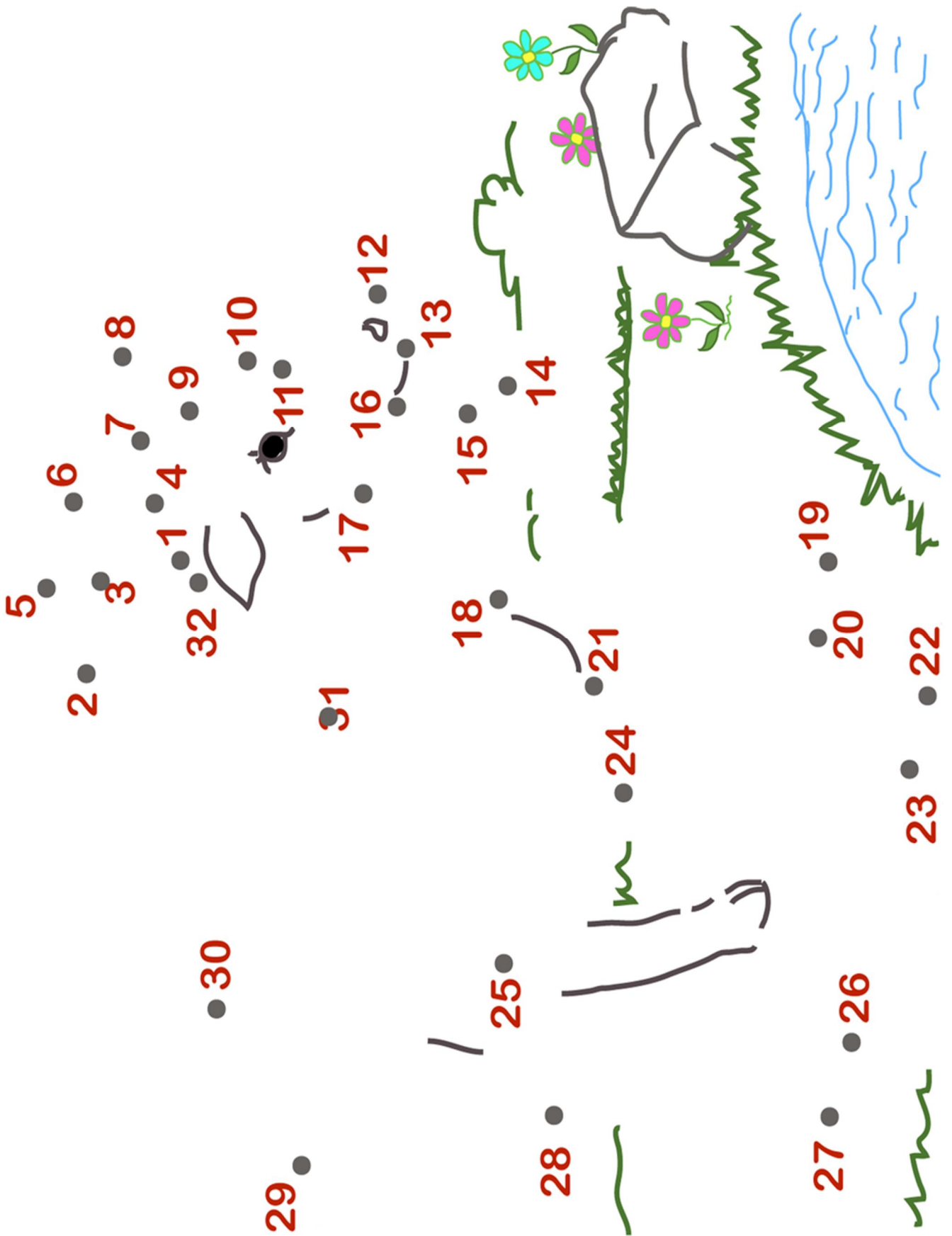
In the United States, in Washington, coloured eggs are rolled down the hillsides of the White House: this is the only day of the year when tourists can walk over the impeccable lawns of the White House. The event is open to all children up to the age of 12, and for once adults can participate only if accompanied by a child!

In the gardens of their homes, children hunt for eggs: according to tradition, the Easter bunny leaves boiled and chocolate eggs for them to find.

Children armed with wicker baskets go on a treasure hunt in their neighbourhood, looking for eggs in schools, parks and even inside homes.



Join the dots from 1 to 32, what do you see?



Tutorial: Basket for your egg hunt

The egg hunt is a traditional Anglo-American game that children play on the afternoon of Easter Sunday, and is a sort of treasure hunt, where children look for chocolate eggs or small gifts hidden in different places: the child who collects the most eggs wins. You will therefore need a very big basket!

Let's make one using an old Naturino shoebox.

Materials required:

- a Naturino shoebox;
- coloured wrapping paper;
- undulated braiding;
- ribbon to make the bows;
- 2 pipe cleaners;
- tissue paper;
- glue for paper and hot glue;
- a pair of scissors.

Time required: 15 minutes.

Difficulty: easy.

Before you begin: you will use only a part of the shoebox, the big part.

The size and amount of paper you need depend on the size of your box.



Glue the paper on the outside of the box, cutting the wrapping paper flush. Allow to dry. Use the undulated braiding to cover any flaws.

Glue the undulated braiding along the perimeter with hot glue.



With the scissors, cut two holes at the centre of the longest parts of the box. You can now insert the pipe cleaners into the holes (to make the handle).

Twist the two pipe cleaners: this will make them stronger, and they need to be because they will be used as the handle. Insert them into the hole and secure.


To cover the holes, glue on the bows that you have prepared with the hot glue.

Cover the bottom of the box with your tissue paper.



Are you ready for your egg hunt?

Drawings to colour in: bunnies at work




Easy chocolate recipes to make with your children

Chocolate Bananas

Cut a peeled banana into three pieces. Stick an ice cream stick into the banana and dip it into melted chocolate (melt delicious chocolate in a double saucepan or in the microwave oven) then coat with chopped hazelnuts or pistachios.

Place in the freezer to enjoy a delicious homemade ice lolly.

This is an excellent way to get your children to eat fruit.



Cake Pops

These are sugar-coated iced cake balls on sticks. They are delicious and fun to eat, because they look just like cake lollipops.


What you need to make your cake pops: 2 chocolate buns, a chocolate-drop plum cake, a spoonful of hazelnut cream, chocolate bars (white, milk or dark, depending on what you like best), sprinkles or sugar decorations.

Crumble the buns and mix in the hazelnut cream.

Shape the balls, slide a stick into each ball and place them in the fridge to chill.

When they have chilled, dip them into the melted chocolate and coat them with sprinkles.

Place in the fridge again to chill and then enjoy!



Dominoes

Here is a printable Easter domino game!

First print the three sheets with the domino tiles (marked "front").

Glue the sheets on stiff cardboard and then glue the Easter pattern (marked "back") on the other side of each sheet.

Cut out all the tiles: You are now ready to play!



You can keep the domino tiles in a small coloured box so as to have your very own portable domino set to play with when you travel or during your Easter Monday picnic with your family and friends.

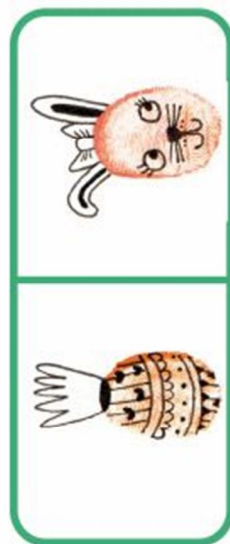
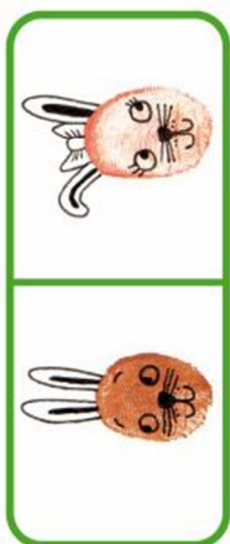

Game rules:

Hand out five tiles to each player. Place the other tiles face down on the table. Once you have decided who starts first, the player places one of his or her tiles face up on the table.

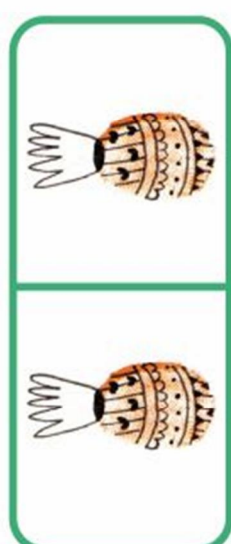
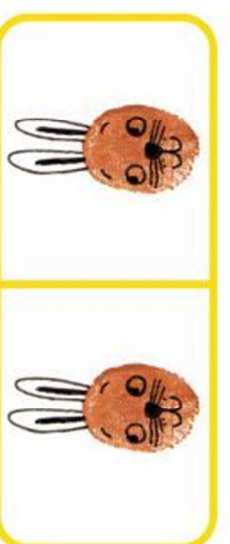



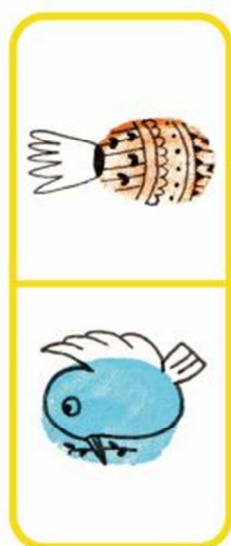


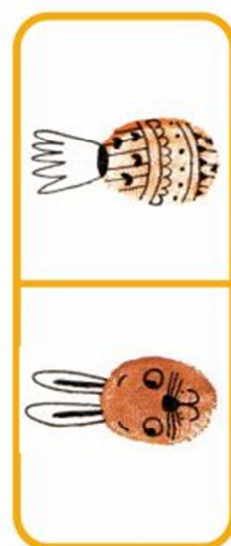
The second player checks to see if he or she has a tile that fits the one on the table. If one of the two pictures match, the player places it against the tile, if not, he or she turns over one of the tiles on the table and, if another tile matches he or she continues playing, if not the game passes on to the next player.




The child who finishes its domino tiles first, wins the game.







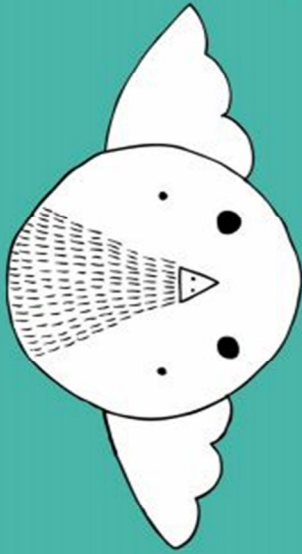
 **Naturino**





Printable chicks and bunnies

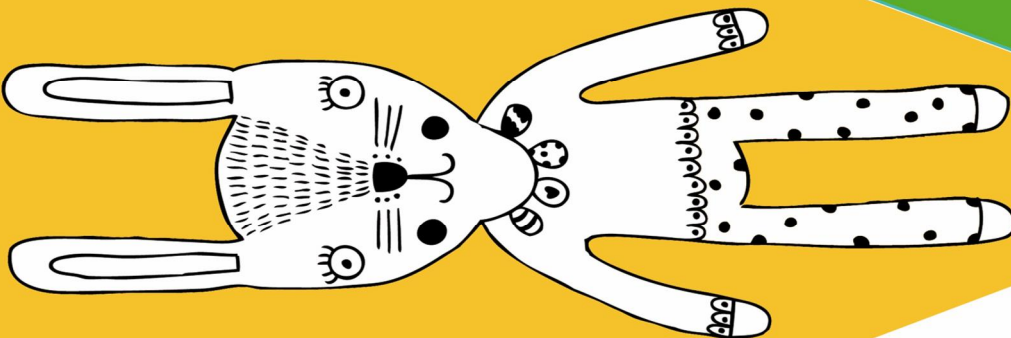
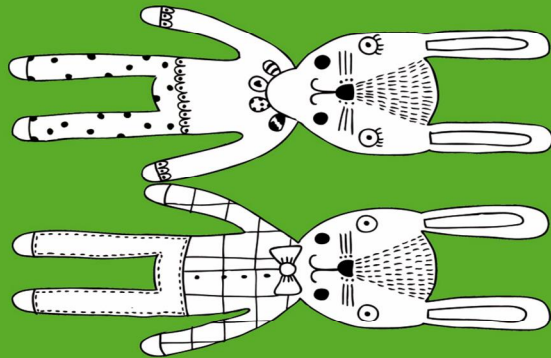
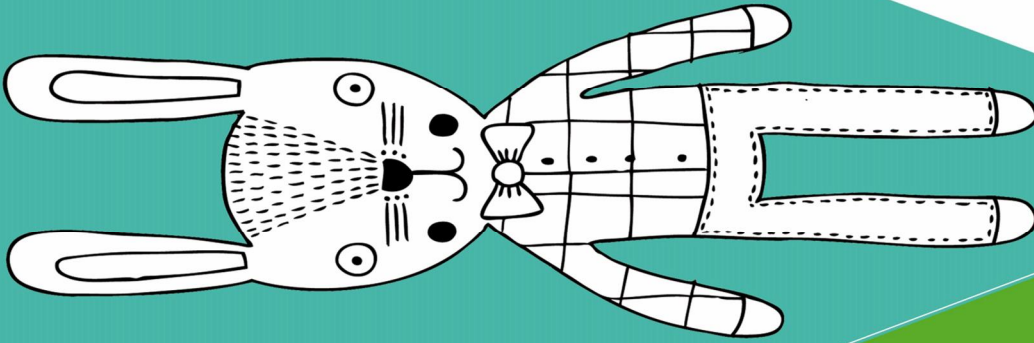
Colour in and cut out these chicks and bunnies.



Stick them to a coloured thread with sticky tape.



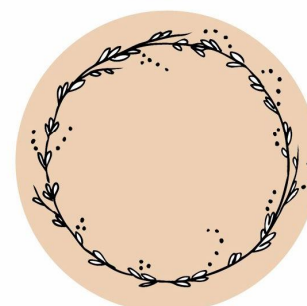







You have made a beautiful garland to give your home an Easter atmosphere.

Printable chicks and bunnies



Easter stickers

Print this sheet on adhesive paper to make a lovely sticker for your Easter greeting cards or to decorate your boiled eggs.




Egg hunt

Where are the eggs hidden? Colour in the drawing and find all the eggs that the bunnies have hidden.





Pre graphism Easter exercises

Trace the lines in the egg with a pencil.









Continue: the paths

Trace the lines in the egg with a pencil.



Help the bunnies eat the carrots: trace the paths



Theme maps



Learn how to say Easter words in 4 languages:




ITA: Pasqua

FR: Pâques

EN: Easter

DE: Ostern




ITA: Uovo sodo

FR: œuf dur

EN: Boiled Egg

DE: Hart gekochtes Ei




ITA: Coniglietto

FR: Lapin

EN: Bunny

DE: Häschen



ITA: Carota

FR: Carotte


EN: Carrot

DE: Karotte

Theme maps



Learn how to say Easter words in 4 languages:



ITA: Cestino

FR: Panier

EN: Basket

DE: Korb



ITA: Colomba

FR: Colombe

EN: Dove

DE: Taube



ITA: Ulivo

FR: Olivier

EN: Olive Tree

DE: Olivenbaum



ITA: Uovo di cioccolata

FR: œuf en chocolat

EN: Chocolate egg

DE: Schokoladenei



Shopping online

www.naturino.com